



District Report Card: 2017


| | |
|---------------------|---------------------------|
| State: Bihar | District: Vaishali |
| Class: 5 | Subject: EVS |
| Schools: 61 | Students: 1331 |


Participation/Coverage


Students

| | | | | |
|--|--------|-------|--------|-------|
| <div>GENDER</div> <div></div> | Boys | | Girls | |
| | Number | % | Number | % |
| | 673 | 50.56 | 658 | 49.44 |

| | | | | |
|---|--------|-------|--------|------|
| <div>AREA</div> <div></div> | Rural | | Urban | |
| | Number | % | Number | % |
| | 1289 | 96.84 | 42 | 3.16 |

| | | | | | | | | |
|--|--------|-------|--------|------|--------|-------|--------|------|
| <div>CATEGORY</div> <div></div> | SC | | ST | | OBC | | GEN | |
| | Number | % | Number | % | Number | % | Number | % |
| | 359 | 26.97 | 3 | 0.23 | 875 | 65.74 | 94 | 7.06 |

| | | | | | | |
|--|----|----|----|------|----|-----|
| <div>CWSN</div> <div></div> | LD | VI | HI | S&LD | ID | Oth |
| | 4 | 1 | 0 | 2 | 1 | 0 |

| | | | | |
|--|------------|--------|------------------|------|
| <div>Management</div> <div></div> | Government | | Government-aided | |
| | Number | % | Number | % |
| | 1331 | 100.00 | 0 | 0.00 |

Average Performance of Students in EVS (%)

| Overall | Gender | | Area | | Management | | Social Group | | | |
|---------|--------|--------|-------|-------|------------|-------|--------------|-------|-------|-------|
| | Male | Female | Rural | Urban | Govt. | Aided | SC | ST | OBC | GEN |
| 53.81 | 54.00 | 53.62 | 54.25 | 40.16 | 53.81 | 0.00 | 52.79 | 40.00 | 53.79 | 58.30 |

Performance on Learning Outcomes (LOs)

| Learning Outcomes | Description | Average Performance(%) |
|-------------------|---|------------------------|
| E403 | Identifies relationship with and among family members in extended family | 58.38 |
| E410 | Records observations/experiences/information for objects, activities, phenomena, places visited in different ways and predicts patterns and activities/ phenomena | 56.41 |
| E501 | Explains the super senses and unusual features (sight, smell, hear, sleep, sound, etc.) of animals and their responses to light, sound, food etc. | 43.05 |
| E503 | Describes the interdependence among animals, plants and humans | 55.30 |
| E504 | Explains the role and functions of different institutions in daily life (Bank, Panchayat, cooperatives, police station, etc.) | 63.19 |
| E505 | Establishes linkages among terrain, climate, resources (food, water, shelter, livelihood) and cultural life. (e.g. life in distant/difficult areas like hot/cold deserts) | 25.94 |
| E506 | Groups objects, materials, activities for features/properties such as shape, taste, color , texture, sound, traits etc. | 36.20 |
| E507 | Traces the changes in practices, customs, techniques of past and present through coins, paintings, monuments, museum etc. and interacting with elders | 45.81 |
| E508 | Guesses (properties, conditions of phenomena), estimates spatial quantities (distance, area, volume, weight etc.) and time in simple standard units and verifies using simple tools/set ups | 51.55 |
| E509 | Records observations/experiences/information in an organized manner (e.g. in tables/ sketches/ bar graphs/ pie charts) and predicts patterns in activities/phenomena (e.g. floating, sinking, mixing, evaporation , germination , spoilage) to establish relation between cause and effect. | 53.62 |
| E510 | Identifies signs, directions, location of different objects/landmarks of a locality /place visited in maps and predicts directions w.r.t. positions at different places for a location | 60.63 |
| E512 | Voices opinions on issues observed/experienced and relates practices /happenings to larger issues of society | 51.13 |
| E513 | Suggests ways for hygiene, health, managing waste, disaster/emergency situations and protecting/saving resources | 65.68 |

| Range of Performance of Students who Answered Correctly | | | | | | | |
|---|-------|-----------|-------|-----------|-------|-----------|-------|
| Below 30% | | 30% - 50% | | 50% - 75% | | Above 75% | |
| Number | % | Number | % | Number | % | Number | % |
| 202 | 15.18 | 405 | 30.43 | 481 | 36.14 | 243 | 18.26 |

Lowest Performing Learning Outcomes (LOs)

1 - Establishes linkages among terrain, climate, resources (food, water, shelter, livelihood) and cultural life. (e.g. life in distant/difficult areas like hot/cold deserts) (25.94)

2 - Groups objects, materials, activities for features/properties such as shape, taste, color , texture, sound, traits etc. (36.20)

3 - Explains the super senses and unusual features (sight, smell, hear, sleep, sound, etc.) of animals and their responses to light, sound, food etc. (43.05)

4 - Traces the changes in practices, customs, techniques of past and present through coins, paintings, monuments, museum etc. and interacting with elders (45.81)

5 - Voices opinions on issues observed/experienced and relates practices /happenings to larger issues of society (51.13)